

Sree Narayana College Punalur

Chemmanthoor, Punalur, Kollam Kerala-691305
Telephone: 0475 2222635, 0475 3258895
Email: sncpunalur@gmail.com, Website: www.sncpunalur.in

Third Cycle NAAC Accreditation 2022

CRITERION 2

Teaching-learning and Evaluation

2.6.2: Attainment of programme outcomes and course outcomes are evaluated by the institution

Submitted to



THE NATIONAL ASSESSMENT AND ACCREDITATION COUNCIL

Attainment of Course Outcome, Programme Outcome and Programme Specific Outcome

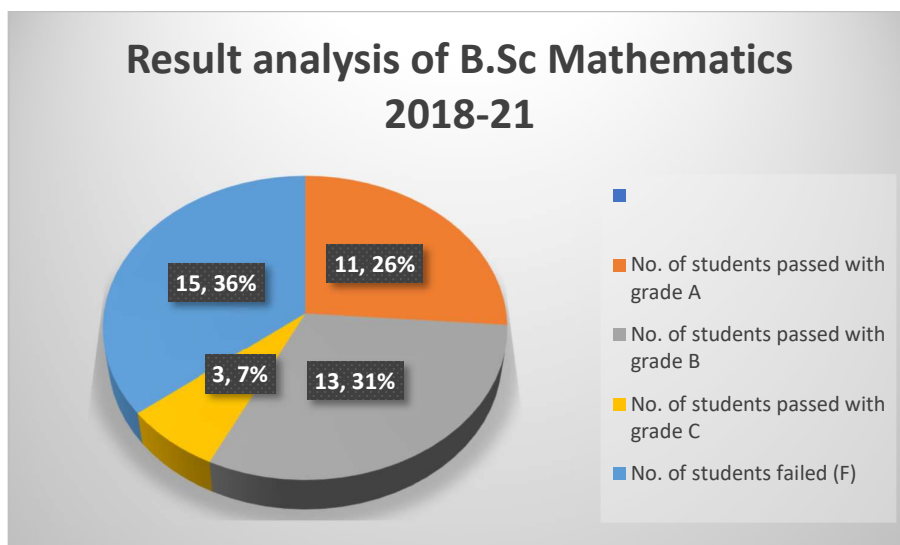
The results of Bsc. Mathematics Programme (2018-21) and B.Com (2018-21) are considered here as a sample to analyse the POs and PSOs and COs.

The Cumulative Credit Point Average (CCPA) of the passed students of B.Sc. Mathematics programme (2018-21) is as follows:-

Sl. no.	Candidate Code	Name of the Student	English Language Course	Second Language	Foundation Course	Maths(core)	Statistics	Physics	Open course
1.	22018133002	AKHILA C.S.	6.75	8.15	8.25	8.13	7.75	8.37	9.20
2.	22018133004	ANAGHA PRASAD	7.03	8.58	6.34	6.66	7.18	7.12	8.95
3.	22018133005	ANANTHU B. JAYAN	6.41	7.09	7.02	8.73	8.60	8.41	7.14
4.	22018133006	ANJANA L	6.54	8.47	7.26	8.32	8.20	8.23	9.40
5.	22018133007	ANJU S.	6.28	7.40	7.41	7.29	7.22	7.05	9.48
6.	22018133008	ANUPAMA S.	6.57	7.98	5.96	6.54	7.23	6.73	8.55
7.	22018133009	ASHINA S.	6.91	8.00	8.07	8.46	8.56	8.42	8.58
8.	22018133010	ATHIRA S	8.39	8.84	8.83	8.90	8.43	8.28	9.20
9.	22018133011	ATHIRA U.L.	6.61	8.72	7.89	8.32	7.53	7.65	9.00
10.	22018133012	ATHIRA C.	7.29	7.52	7.14	7.25	7.45	6.98	7.32
11.	22018133016	HARSHA C.	7.19	8.11	6.88	6.76	7.64	7.36	9.40
12.	22018133017	REVATHI SIBI	7.08	7.90	6.53	6.51	6.89	6.66	6.80
13.	22018133018	SALEEMA KABEER	7.10	8.36	7.00	6.65	6.61	7.20	7.10
14.	22018133019	SANDRA DEV	7.76	8.05	6.45	8.13	7.43	7.15	7.60
15.	22018133020	SOORYA SUSEELAN	7.07	8.29	6.96	7.37	7.30	8.05	7.75
16.	22018133021	SURYA SURESH	6.87	8.05	6.86	8.43	8.58	8.04	8.78
17.	22018133026	AMRUTHA J.R.	6.71	8.44	7.52	8.17	8.35	8.59	8.35
18.	22018133027	ANANDU DIVAKARAN	6.20	6.90	7.07	6.75	7.01	6.87	8.30
19.	22018133028	APARNA UDAYAN	6.86	8.58	7.98	8.98	9.37	9.12	8.16
20.	22018133029	ARYA S.	8.09	8.65	8.09	9.00	8.19	8.72	8.90
21.	22018133030	ASWANI S.	7.08	7.86	8.31	7.57	6.91	6.27	7.25
22.	22018133031	ATHIRA P.G.	7.83	8.12	7.53	7.47	7.56	8.20	7.64
23.	22018133035	DEVIKA RAJ	7.53	8.60	7.12	8.70	8.76	9.26	8.65
24.	22018133036	DROUPATHI NAIR A.S.	7.38	8.28	7.02	8.63	8.86	8.35	8.43

25.	22018133038	JANET G ZACHARIACH AN	7.40	8.76	6.30	6.81	7.23	8.26	8.60
26.	22018133043	SOORYA S	6.97	8.32	7.08	8.40	7.78	7.79	8.53
27.	22018133044	VARSHA VIJAYAN	7.68	8.17	7.65	8.63	7.51	7.75	8.88

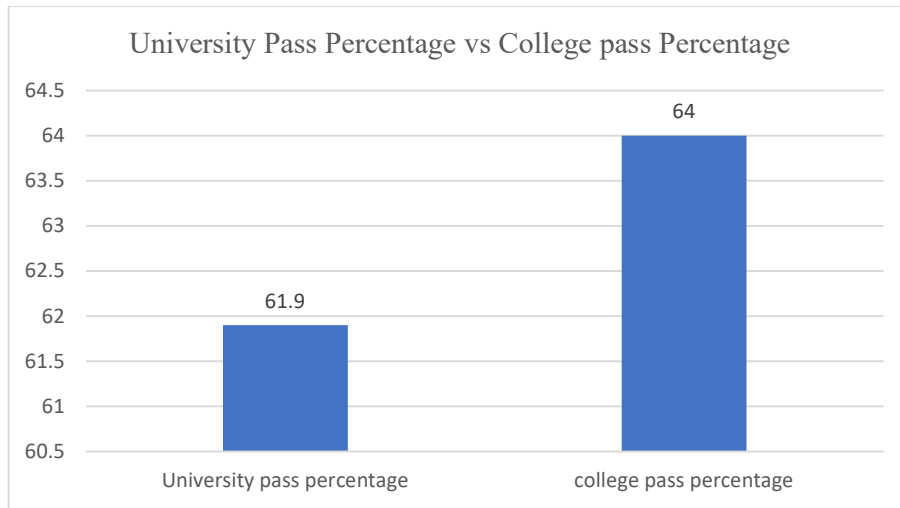
Total students appeared	42
Total students passed	27
No. of students passed with grade A	11
No. of students passed with grade B	13
No. of students passed with grade C	3
No. of students failed (F)	15
Total pass percentage	64



UNIVERSITY PASS PERCENTAGE

Total students appeared	1890
Total students passed	1170
Total pass percentage	61.9

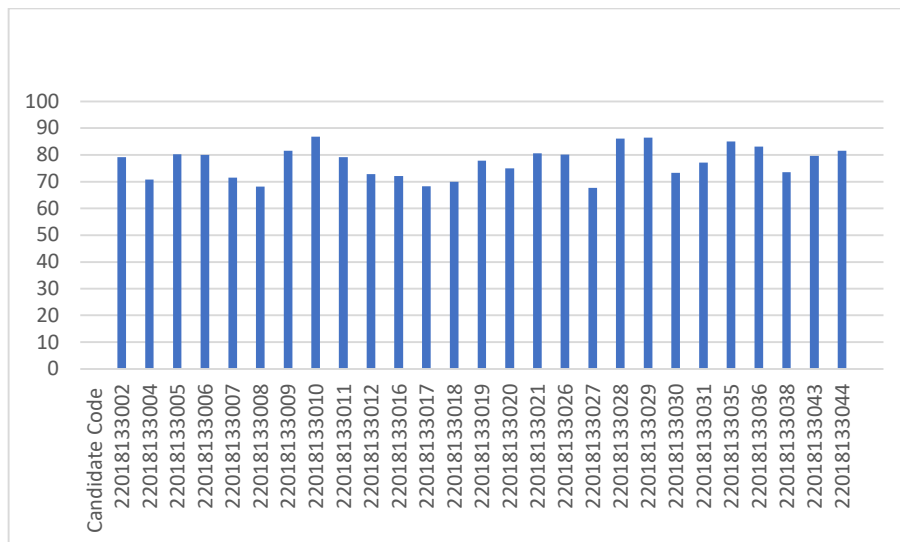
University pass percentage vs College pass percentage



The attainment of Programme Outcome, Course Outcome of B.Sc Mathematics Programme are as follows

1. Attainment of Programme Outcome

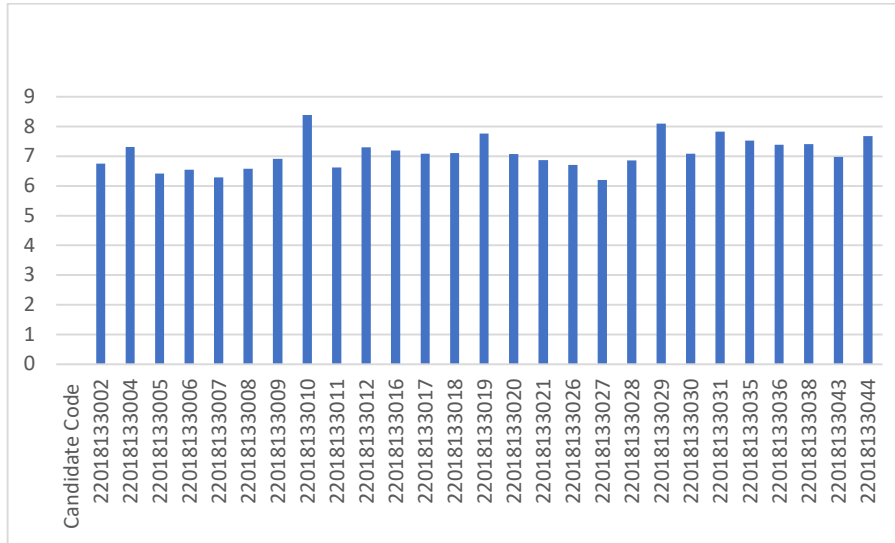
Qualified candidate vs score percentage of the passed students is indicated by the graph as shown below



2. Attainment of Course Outcome

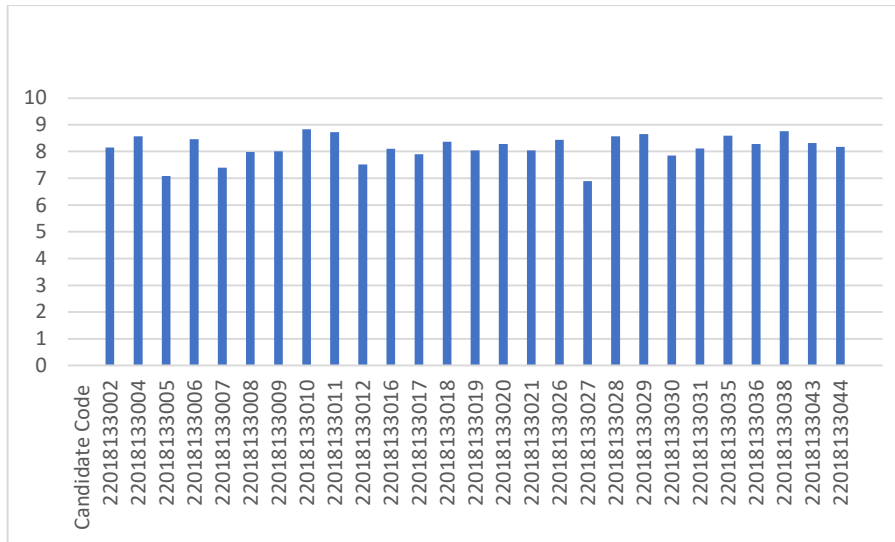
a, English Language Course

Qualified candidate vs CCPA of the subject



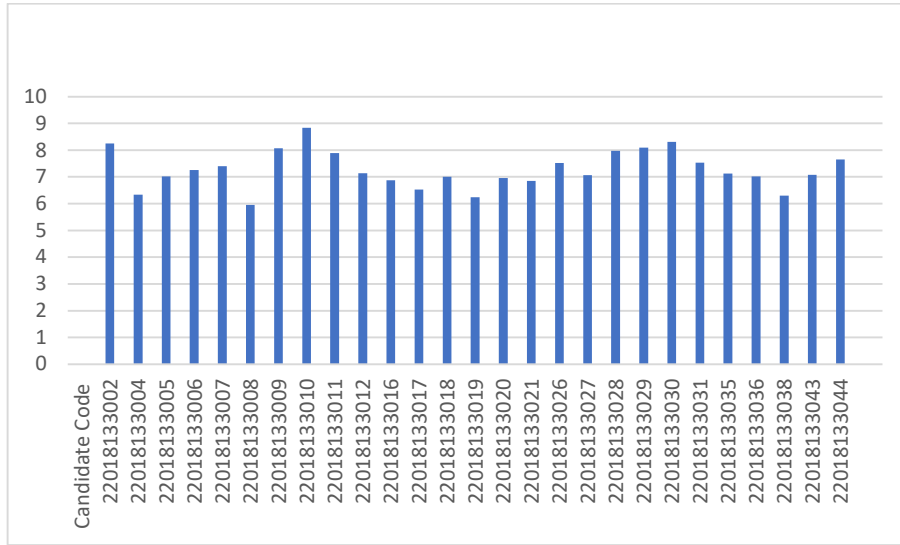
b, Additional Language Course (Malayalam/Hindi)

Qualified candidate vs CCPA of the subject



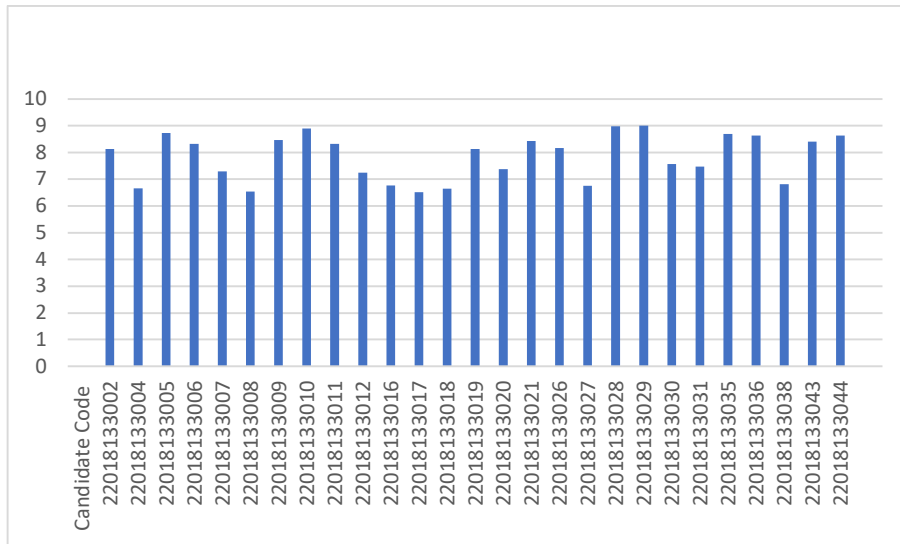
c, Foundation Course

Qualified candidate vs CCPA of the subject



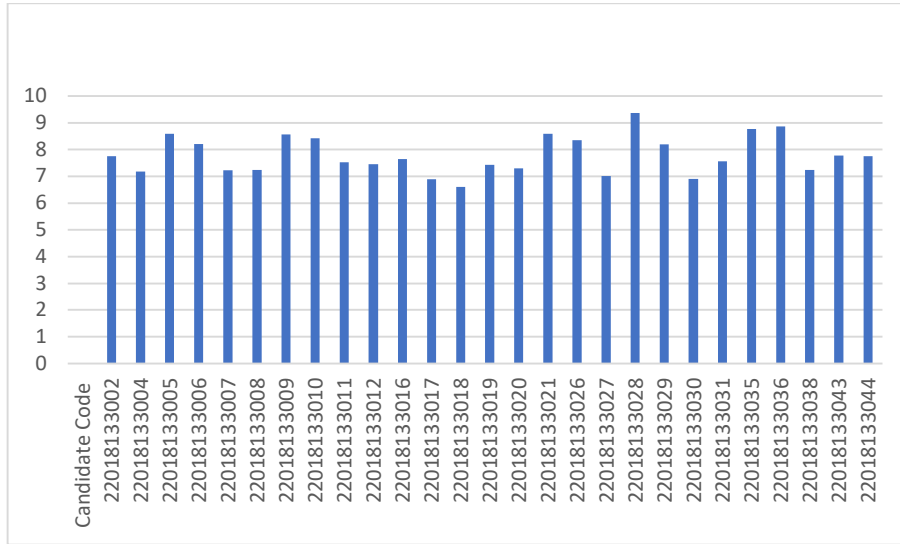
d, Core Course Mathematics

Qualified candidate vs CCPA of the subject

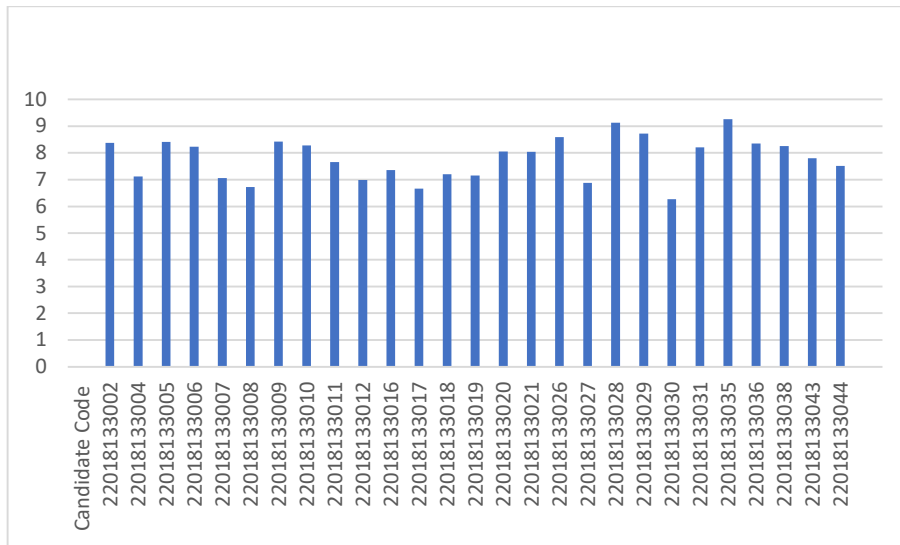


e, Complementary course- Statistics

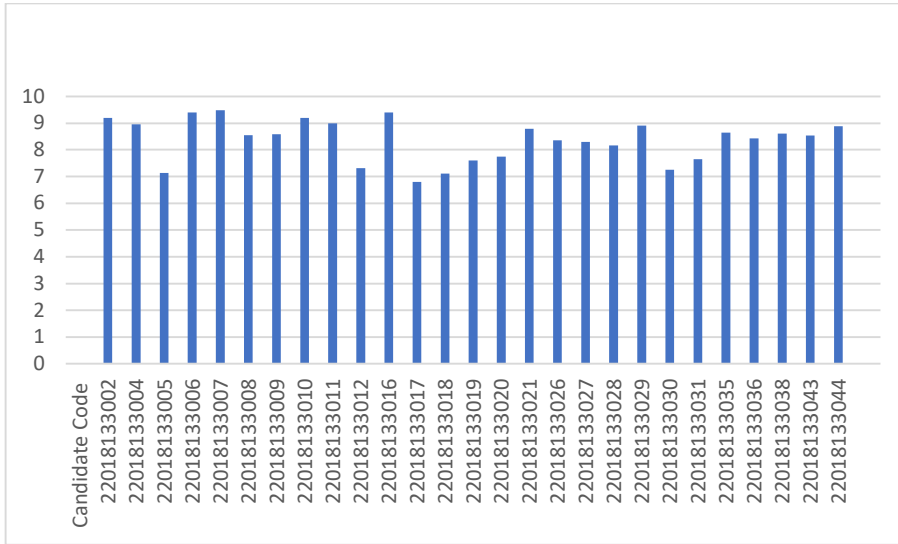
Qualified candidate vs CCPA of the subject



f, Complementary course- Physics



g, Open Course



B.Com

Attainment of POs, COs, and PSOs

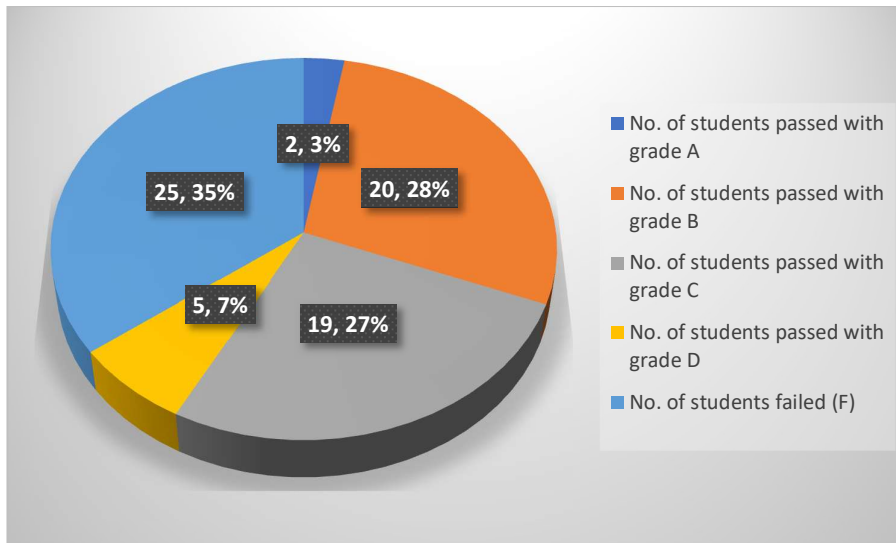
The Cumulative Credit Point Average (CCPA) of passed students of B.Com. degree programme (2018-21) is as follows: -

Sl. no.	Candidate Code	Name of the Student	English Language Course	Second Language	Foundation Course	Core course with Elective	Complementary Course	Open course
1.	15918133001	ABHIJITH ANILKUMAR	6.72	6.67	6.53	6.06	6.07	5.00
2.	15918133002	ADITHYAKUMAR	7.12	6.54	7.97	6.53	6.41	7.80
3.	15918133003	AMAL A	5.66	5.87	6.74	5.51	5.33	5.90
4.	15918133005	APARNA V.S.	7.25	5.27	6.95	6.80	7.43	9.33
5.	15918133006	ARCHANA V	7.37	7.91	8.56	7.77	8.15	9.40
6.	15918133008	ARUNDHATHIA	8.35	9.42	8.95	8.86	8.93	9.80
7.	15918133010	ATHIRA A SUGATHAN	7.32	8.56	8.06	6.86	7.22	7.80
8.	15918133015	RANJITHA S	6.62	9.37	7.63	8.00	7.34	7.80
9.	15918133017	SHARMIYA J.S.	6.61	7.24	6.54	7.08	6.76	9.00
10.	15918133024	ALFIYA A.	6.34	7.89	7.00	6.91	6.01	7.90
11.	15918133026	ANAMIKA D	6.09	8.21	7.03	7.54	7.41	8.21
12.	15918133027	ANANDAKRISHNAN M	6.59	6.86	5.58	5.59	5.23	5.70
13.	15918133029	ANANDHU B	5.00	6.17	5.34	5.11	4.48	9.10
14.	22018133019	SANDRA DEV	7.76	8.05	6.45	8.13	7.43	7.60
15.	15918133030	ANAJANA RAJEEV	6.29	7.88	6.64	7.14	6.19	8.60
16.	15918133031	ANJU A.	6.46	8.22	5.75	7.11	6.54	7.85
17.	15918133032	ANJUSHA A.S.	7.26	8.48	8.10	7.68	7.07	9.02
18.	15918133035	AROMAL P	6.83	7.89	6.15	6.17	5.53	7.00
19.	15918133036	ARYA M.	6.91	8.30	7.59	7.61	7.68	10.00
20.	15918133037	ARYANATH	5.38	7.87	6.72	6.56	6.03	9.20
21.	15918133040	ATHIRA R	6.59	8.24	8.55	7.74	6.78	9.40
22.	15918133041	ATHULYA A.	6.94	8.17	8.42	7.53	6.96	9.68
23.	15918133043	GEETHUMOL G	6.70	8.12	7.61	7.08	6.38	9.30
24.	15918133044	HARSHALEKSHMI A.S.	5.64	7.87	6.74	6.64	6.39	8.80

25.	15918133045	JASMIN J.S	6.29	7.09	6.68	5.51	5.56	6.80
26.	15918133046	JISHA K.JOHNS	6.66	8.14	8.29	7.62	7.15	8.21
27.	15918133046	JOSHNI JOSE	5.65	7.42	6.87	7.02	6.39	7.42
28.	15918133049	KARTHIKA S	6.50	8.06	7.06	6.96	6.94	9.20
29.	15918133050	KRIPA SAMUEL	6.13	7.34	6.53	6.30	5.95	6.94
30.	15918133052	MEGHA S.	5.93	8.65	7.36	6.88	6.28	8.62
31.	15918133054	NAVYA RAJAN	5.62	7.96	7.28	7.32	6.84	8.24
32.	15918133055	NAYANA THANKAPPA N	5.28	7.55	6.53	6.71	6.31	6.88
33.	15918133058	PREETHI SURESH	6.58	7.34	7.31	7.11	6.71	8.20
34.	15918133060	REMYA R	5.99	8.48	7.58	7.08	6.23	8.60
35.	15918133061	RESHMI S.	5.56	8.21	7.28	6.82	6.39	7.60
36.	15918133063	SAILEKSHMI M	5.80	7.68	7.83	6.88	6.48	7.96
37.	15918133064	SALINIKRISH NA J.	5.83	8.00	7.18	7.27	7.03	7.70
38.	15918133065	SANDRA S	6.35	7.87	7.42	6.73	6.48	8.20
39.	15918133067	SAVITHA S.	6.70	8.03	7.48	7.41	7.37	7.43
40.	15918133068	SILPA RAJAN	6.38	8.17	8.03	7.81	7.77	8.20
41.	15918133069	SILPA L.C.	5.39	7.20	5.54	6.00	5.48	4.90
42.	15918133070	SNEHA SUNIL	8.11	8.84	8.57	8.54	8.43	10.00
43.	15918133071	SOUMYA SABU	6.41	7.7	6.9	6.88	6.66	9.3
44.	15918133073	SOUMYA S.	6.84	8.45	7.41	7.26	7.75	9.25
45.	15918133074	VINDHYA BABU	7.34	8.17	6.71	6.94	7.54	7.75
46.	15918133075	VISHNUPRIY A S	6.73	8.04	6.81	6.75	6.62	9.40

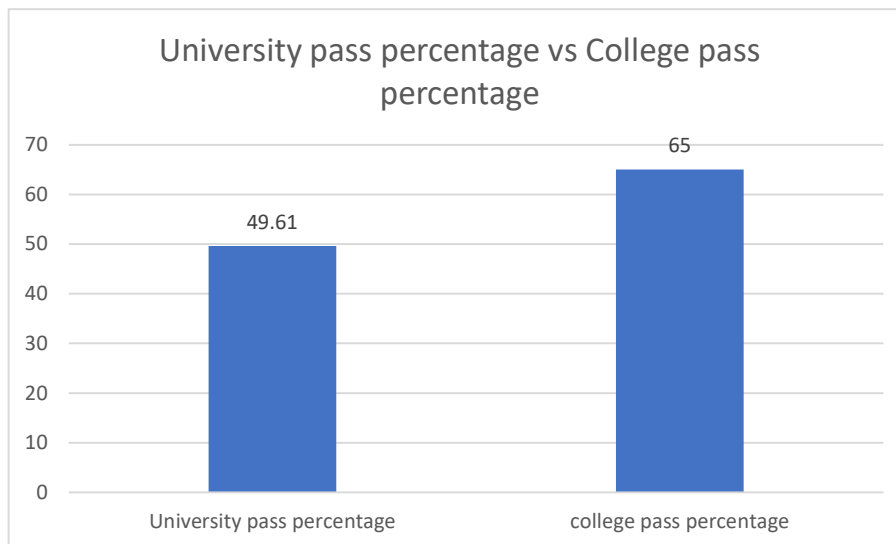
Total students appeared	71
Total students passed	46
No. of students passed with grade A	2
No. of students passed with grade B	20
No. of students passed with grade C	19
No. of students passed with grade D	5
No. of students failed (F)	25
Total pass percentage	65%

Result analysis B.Com. Degree Programme (2018-21)



UNIVERSITY PASS PERCENTAGE

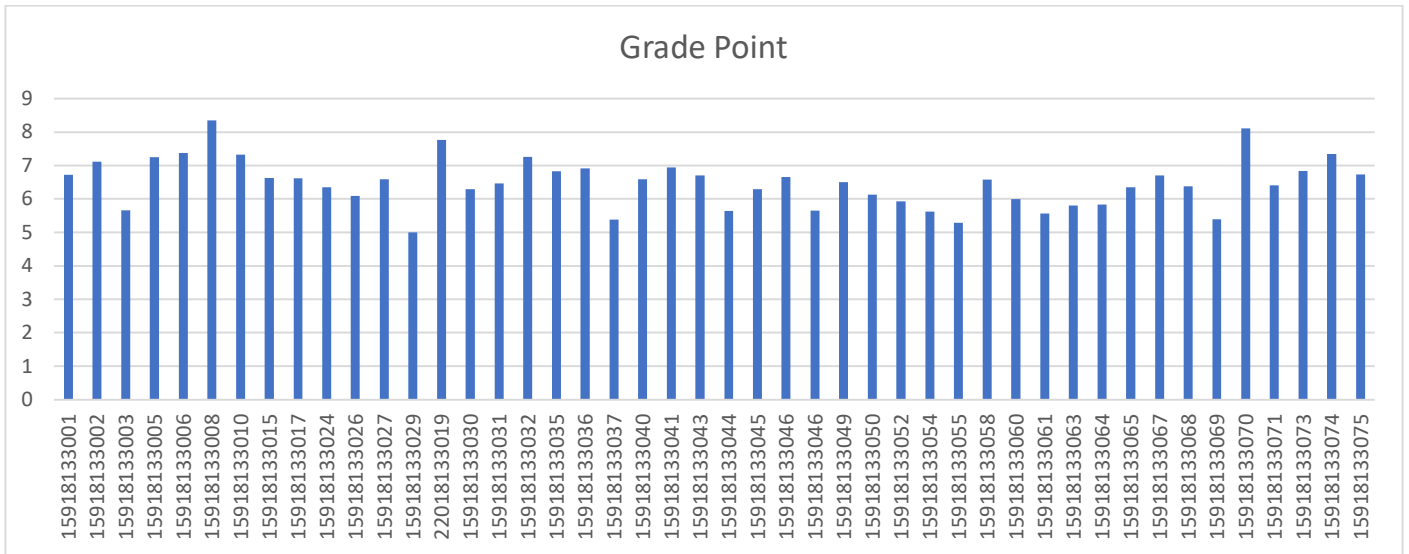
Total students appeared	4634
Total students passed	2299
Total pass percentage	49.61



The attainment of Programme Outcome, Course Outcome of B.Com. Programme are as follows

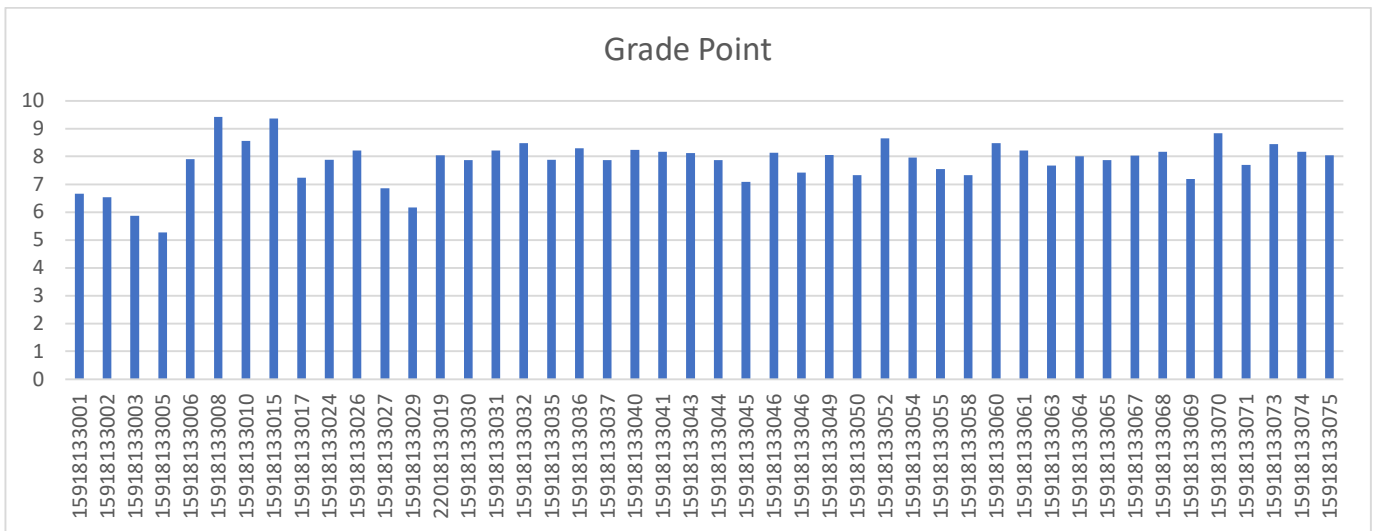
1. English Language Course

Qualified candidate vs CCPA of the subject



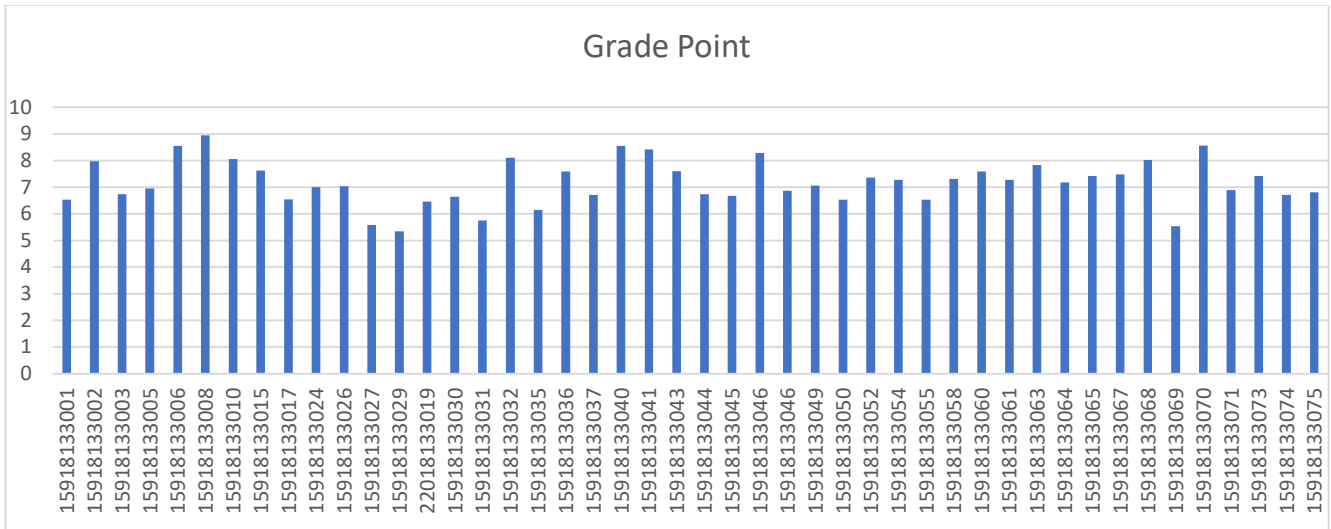
2. Second Language

Qualified candidate vs CCPA of the subject



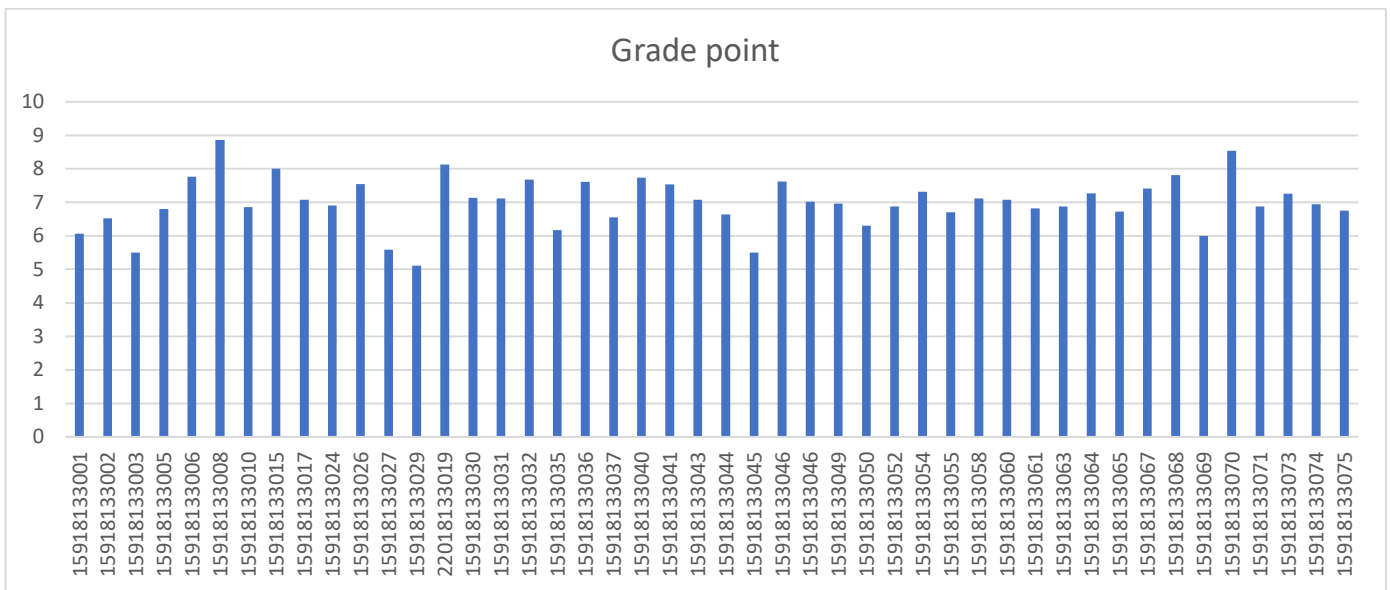
3. Foundation course

Qualified candidate vs CCPA of the subject



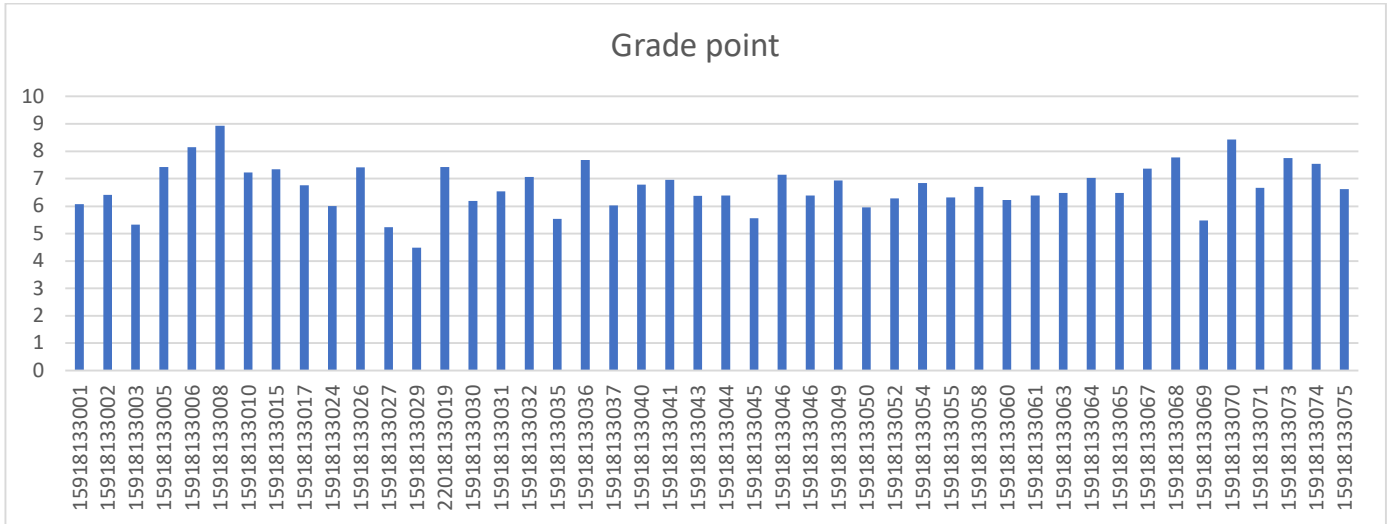
4. Core Course

Qualified candidate vs CCPA of the subject



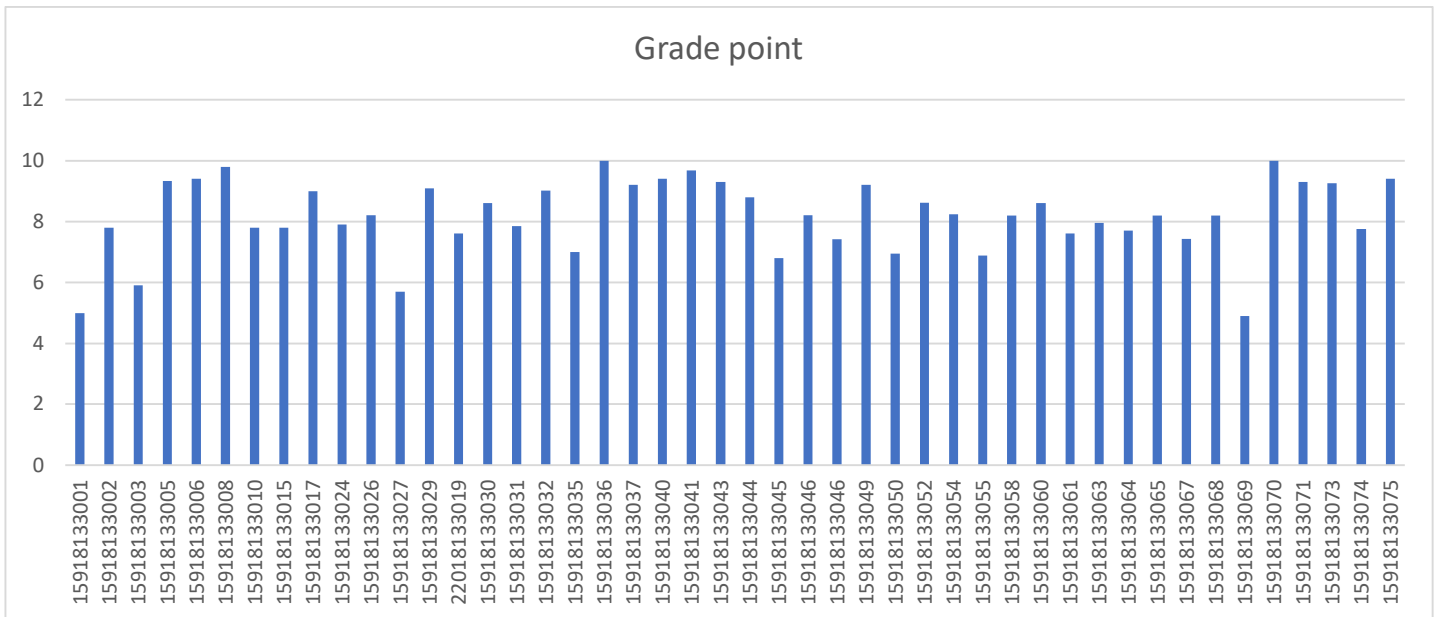
5. Complementary Course

Qualified candidate vs CCPA of the subject



6. Open Course

Qualified candidate vs CCPA of the subject



From the above analyses it is understood that in B.Sc Mathematics Programme (2018-21) 64% of students have attained the desired Course Outcome, Programme Outcome and Programme Specific Outcome. The college has a pass percentage of 64% which is higher when compared to the university pass percentage of 61.9%. In the B.Com degree programme (2018-21), 65% of students have attained the desired COs, POs and PSOs. The College has a pass percentage of 65% which is much higher when compared with the University pass percentage of 49.61%. The above analyses show an upward trend from the part of students in attaining the desired programme and course outcomes. The students who have not met the desired COs, POs and PSOs are supported with additional study materials and revision sessions to enable them to attain the desired results. Students who pass out from this college are admitted in prestigious institutions in and outside the state for their higher studies. Many of the students have also been placed and are working in reputed firms.