



Sree Narayana College, Punalur

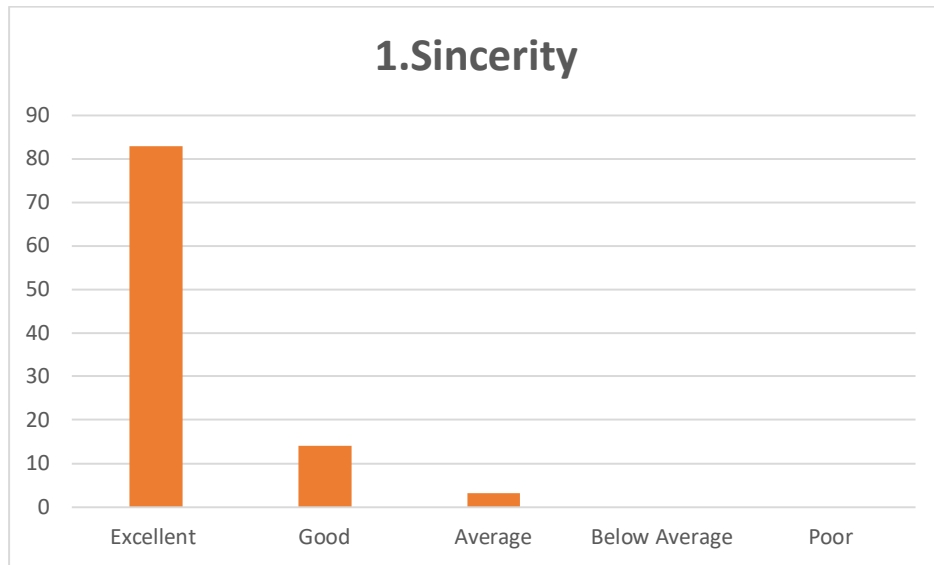
Students Satisfaction Survey (SSS) 2020-21

Collecting and analysing feedback is an essential part of education, personal growth and institutional development. The college has an effective system for collecting feedback from students, teachers, alumni regarding teaching learning process and other facilities of the college. In the academic year 2020-2021, Students Satisfaction Survey conducted using a five point scale and the response were analysed.

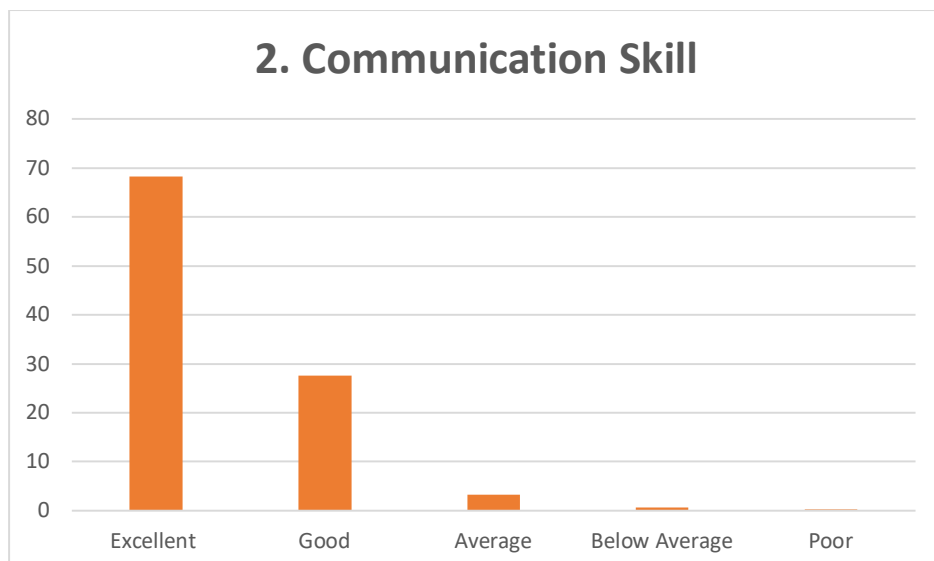
SSS on FACULTY

Feedback is collected from students for evaluating teaching standards. Students above eighty percentage attendance was chosen for assessment. Students opinion on various parameters are measured in a five point ranging from Excellent, Good, Average, Below Average and Poor.

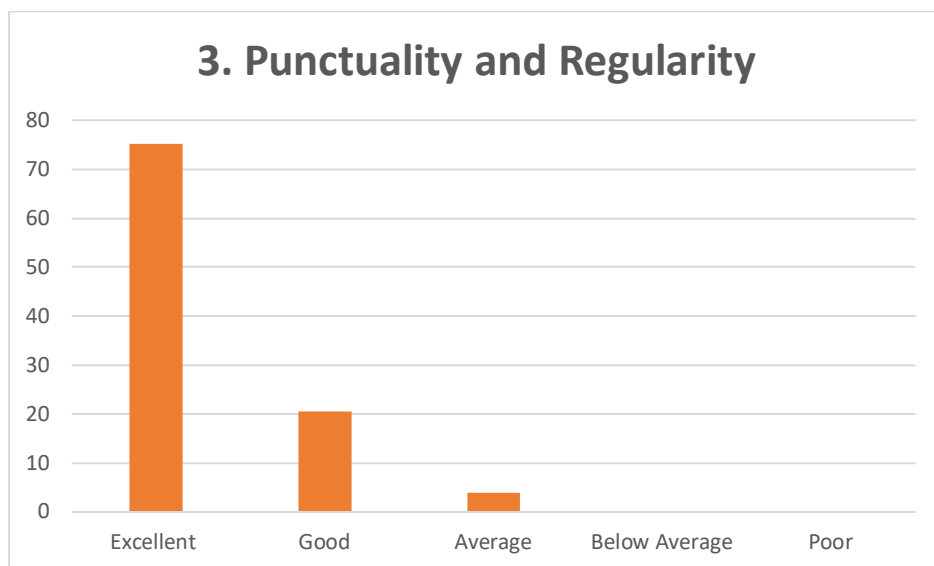
- Feedback starts with assessment of teacher's sincerity which says almost 83% of students mentioned it as Excellent. Almost 14% observed it as good and 3% mentioned it as average.



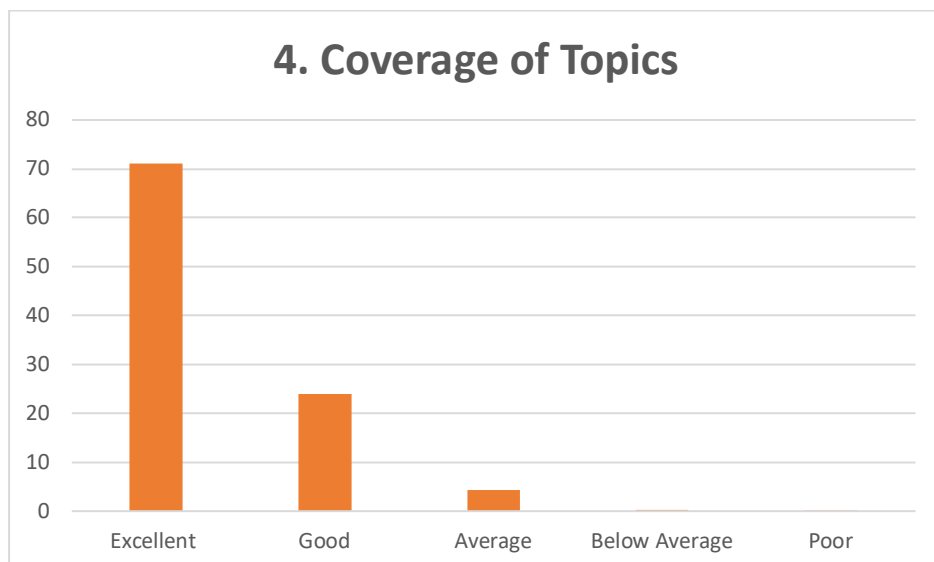
- Most of the students, about 69% stated faculties have excellent communication skills. 28% of them stated it is good and one to two percentage students stated, a need for some improvement. Overall, it is evident that the most of the faculties have outstanding communication skills.



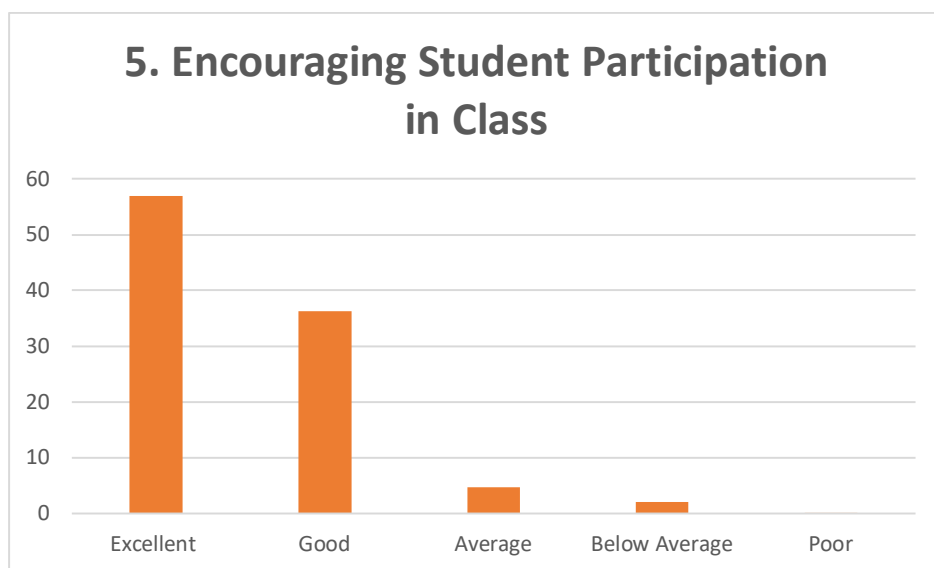
- 75% of students agreed that teachers are punctual and regular. 20% opined good and 3% mentioned average. 0.1% mentioned they can be more punctual and regular. The analysis stated that students are satisfied with the punctuality and regularity of teachers.



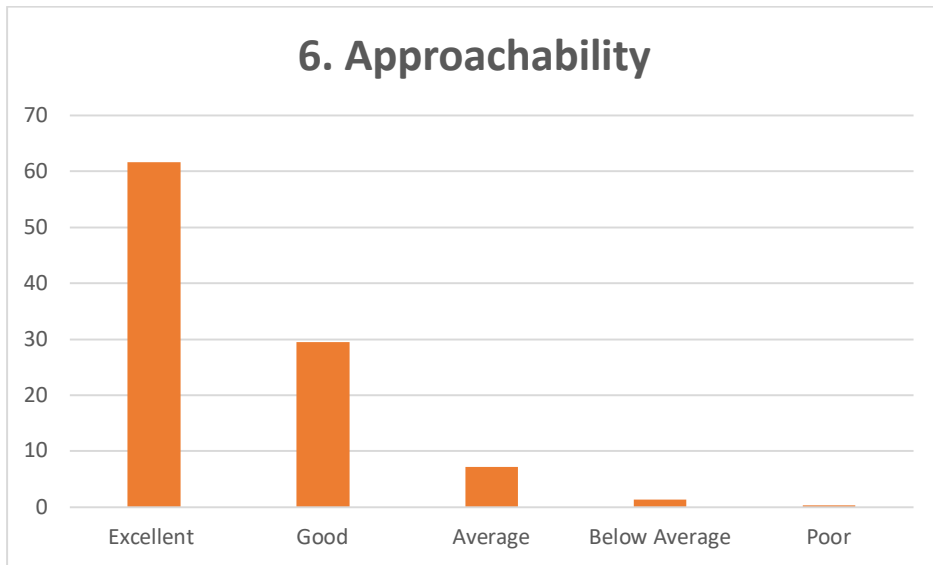
- For coverage of topics 71% of students went along with the opinion excellent. 24% of students evaluated it as good. For about 4% and less than 1% states needs improvement. From the survey it is evident that the topic coverage is extremely satisfying.



- 57% of students agreed teachers encourages students' participation in class and they marked it as excellent. 47% points out that it is good. 5% and less than 2% of students mentioned as average, below average and poor. The overall result shows faculties encourages discussion mode of classes than teacher centric and also ensures each ones participation.



- 61% of students opined teachers are approachable and 29% marked the level of approachability as good. 9% of them marked it as average. This result imply the faculties are student friendly.



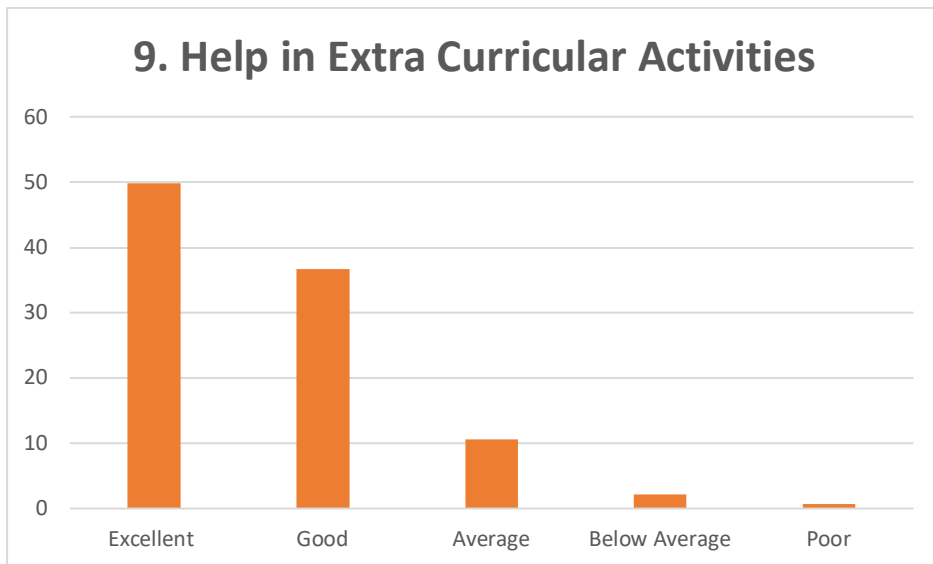
- 65% agreed with excellent rating for discipline enforcement. 29% marked it as good. 5% and below marked it as average and below 1% as average and poor.



- About 55% of students stated that faculties do personal help. 32% makes it as good and 11% as average.

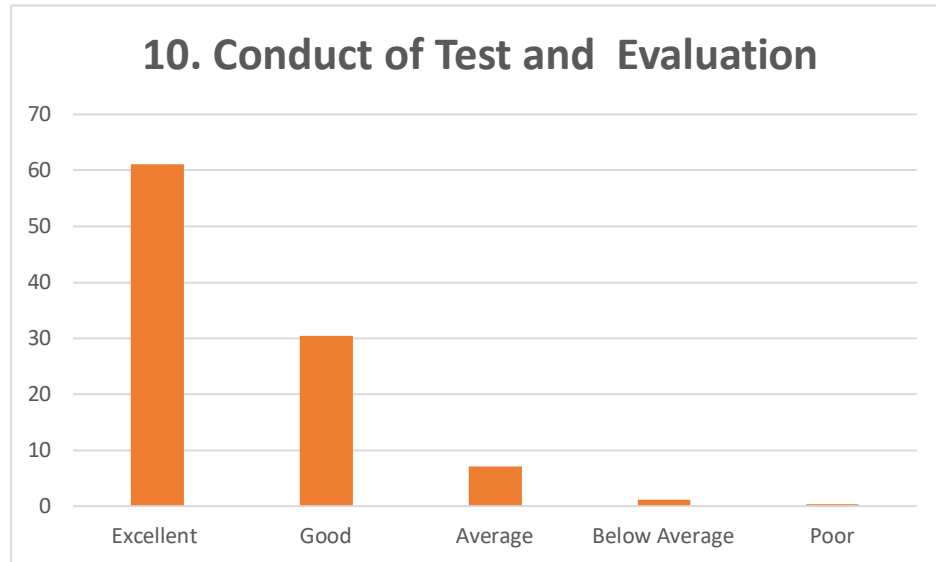


- 50% of students opined as excellent for teachers who always encourages and assisting in extra curricular activities. 36% observed it as good and 10% as average. Below 3% is expecting ore assistance in extra curricular activities. The overall result shows teachers always assist students in extracurricular activities.



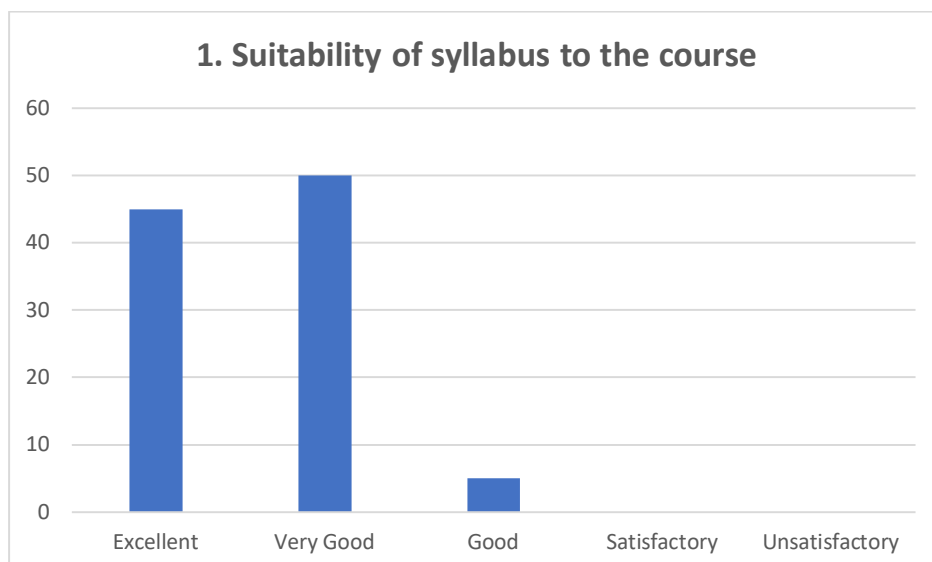
- 61% of students opined as excellent for the conducting and evaluation of the test and among 30% , mentioned it as good. 8% and below 2%

marked for improvement. This survey results signify teachers following a proper system for conduct of test and evaluation.

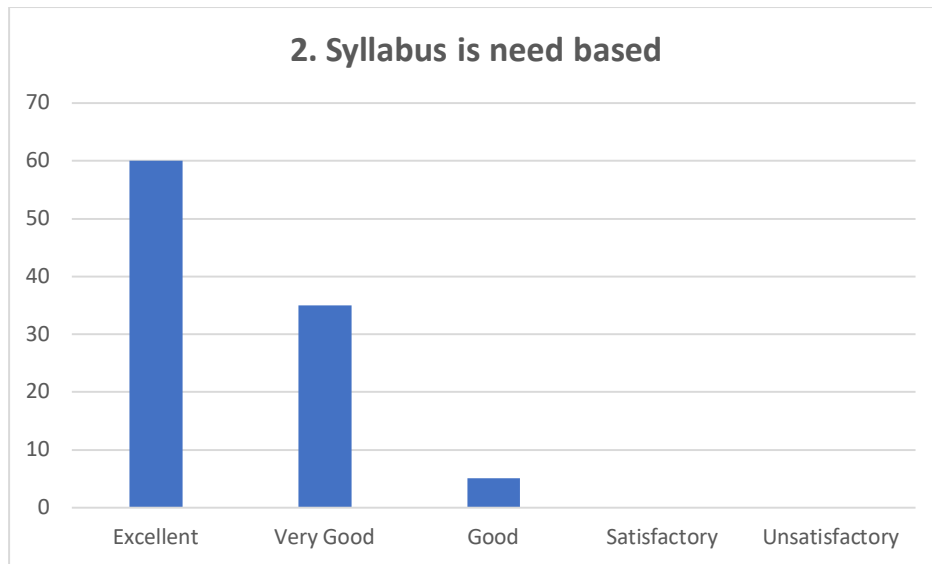


SSS on Course 2020-2021

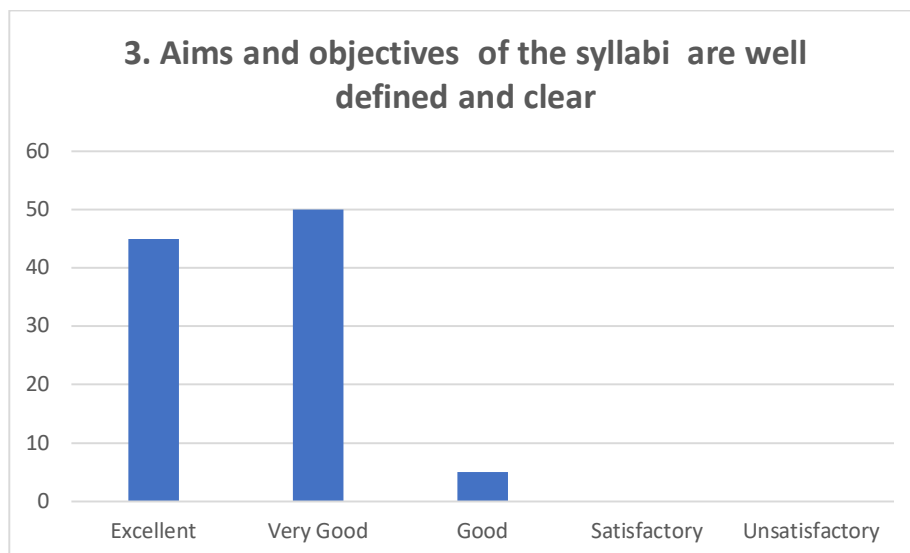
- A majority of students are deeply indulged in their favourite subjects. 46% of them stated suitability of syllabus to the course is excellent and 50% of them stated it is very good and the rest of them stated it is good. Overall it is evident that the suitability of the syllabus to the course is much interesting and favourable to the students.



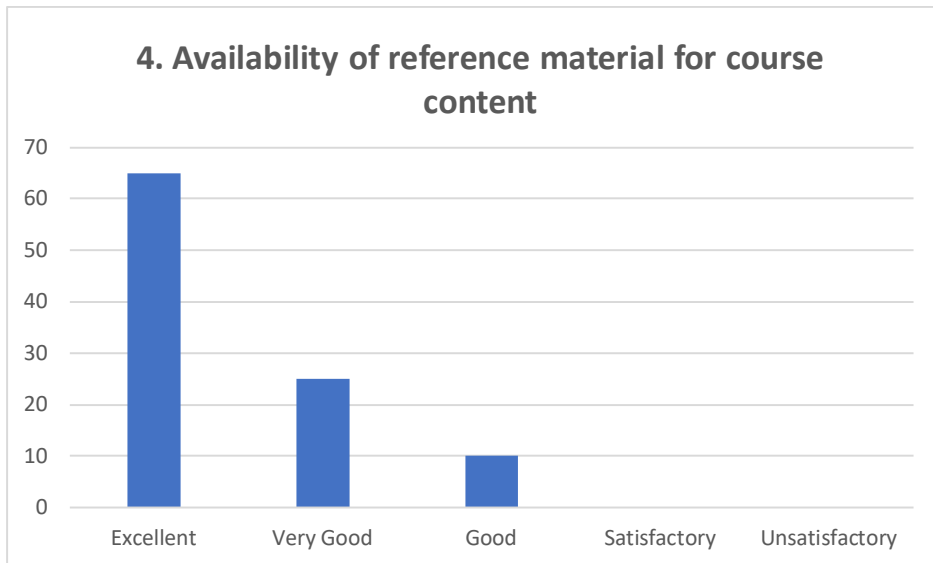
- 60% of them stated excellent for the need based syllabus and 35% of them stated it is very good and the rest of them stated it is good. The survey results point out that the syllabus is need-based.



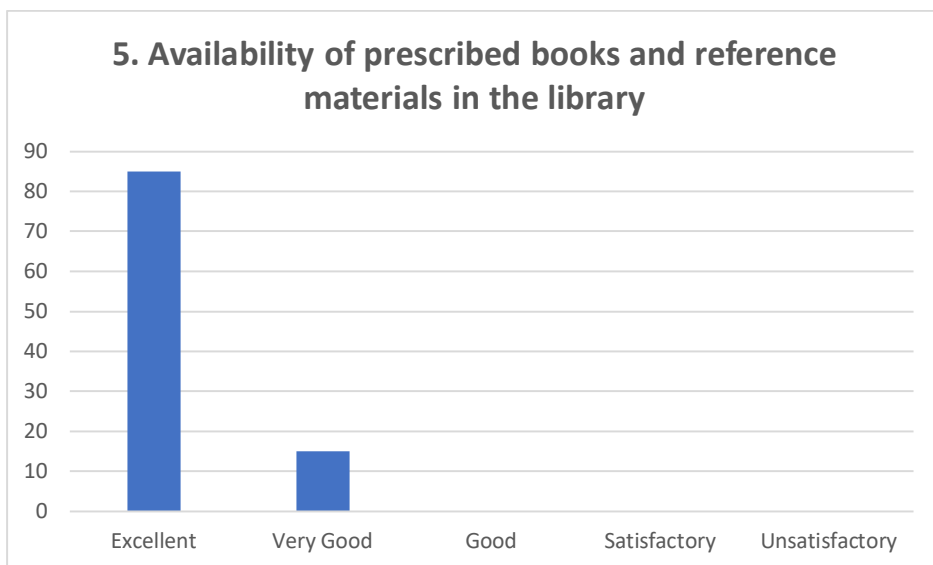
- 45% of students stated syllabi have a well-defined and clear aims and objectives as excellent and 50% of students stated it is very good and 5% stated it is good.



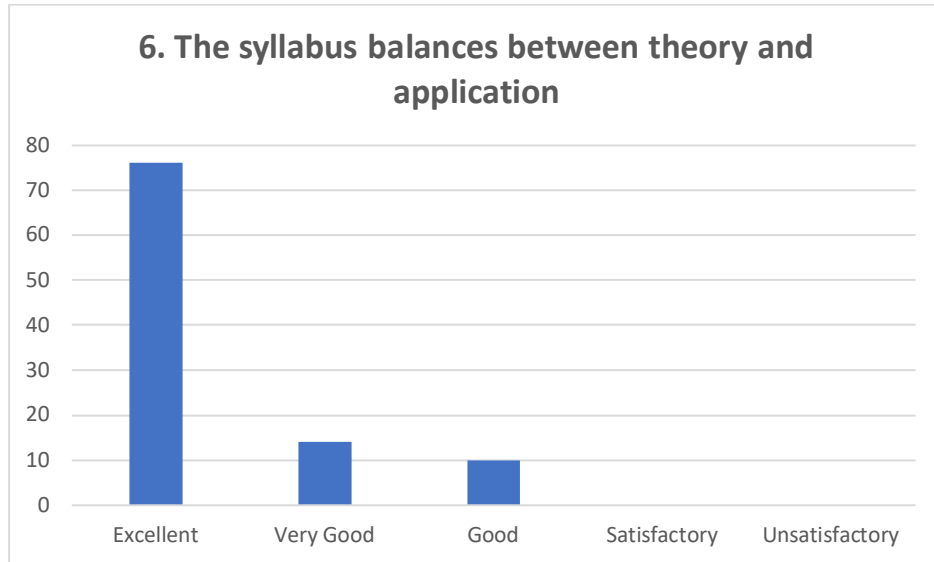
- 65% of students stated availability of reference material for course content is excellent and 25% of students stated it is very good and 10% stated it is good. Overall analysis shows the reference material is available to students.



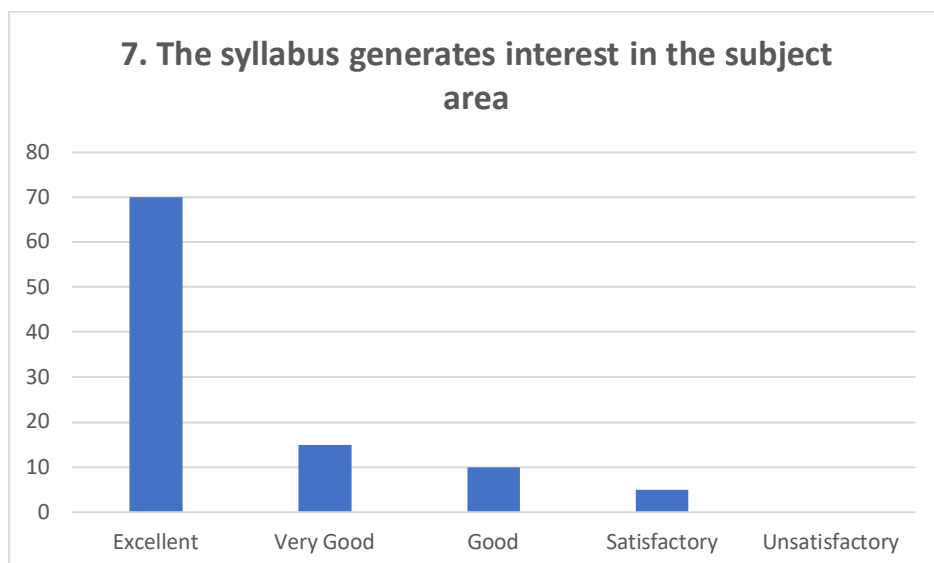
- 85% of students opined that the availability of prescribed books and reference materials in the library is excellent and the rest of the mentioned it is very good. Survey results in the opinion prescribed books, and reference materials are available in library.



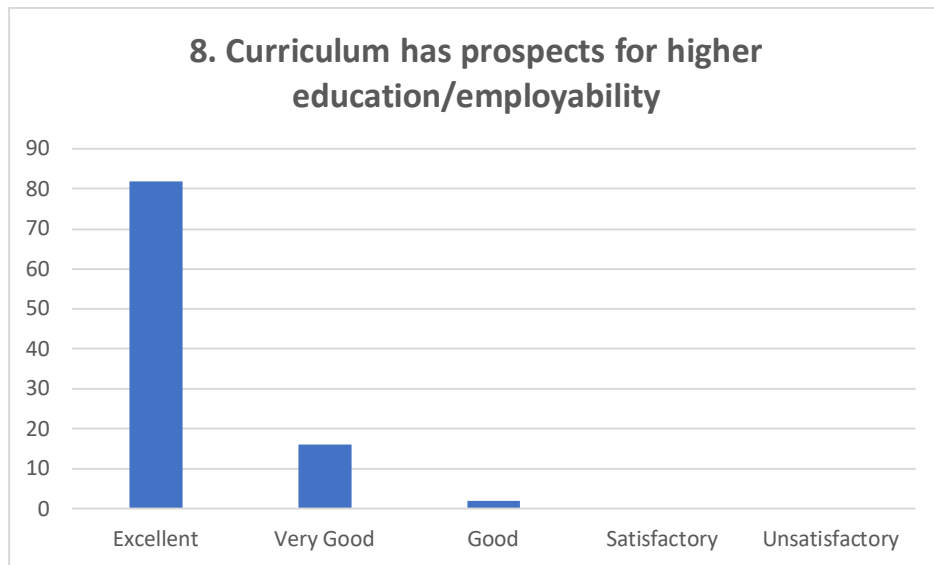
- 75% of students stated the syllabus balances between theory and application is excellent and 15% of students stated it is very good and 10% stated it is good.



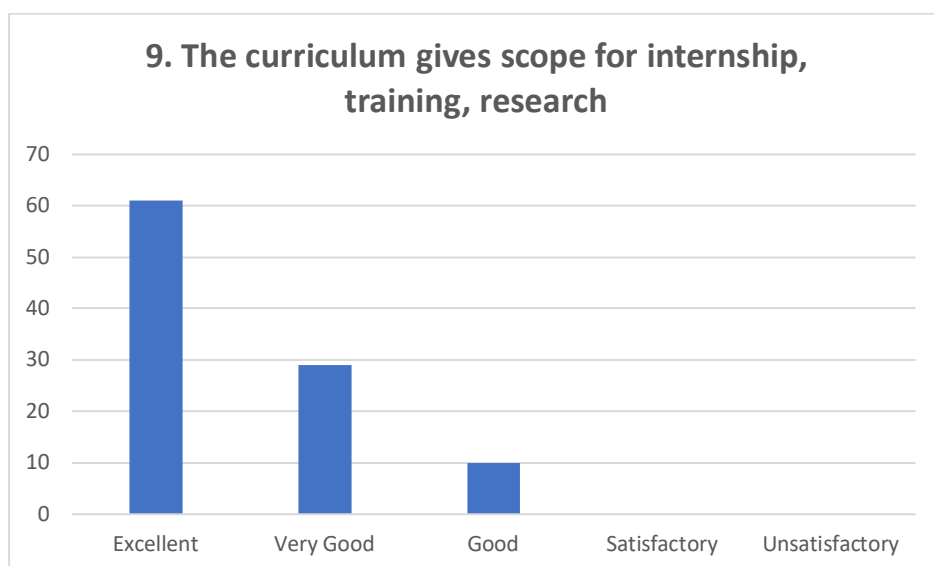
- 70% of students agreed that syllabus generates interest in the subject area and marked as excellent and 15% of students stated it is very good and 10% stated it is good.



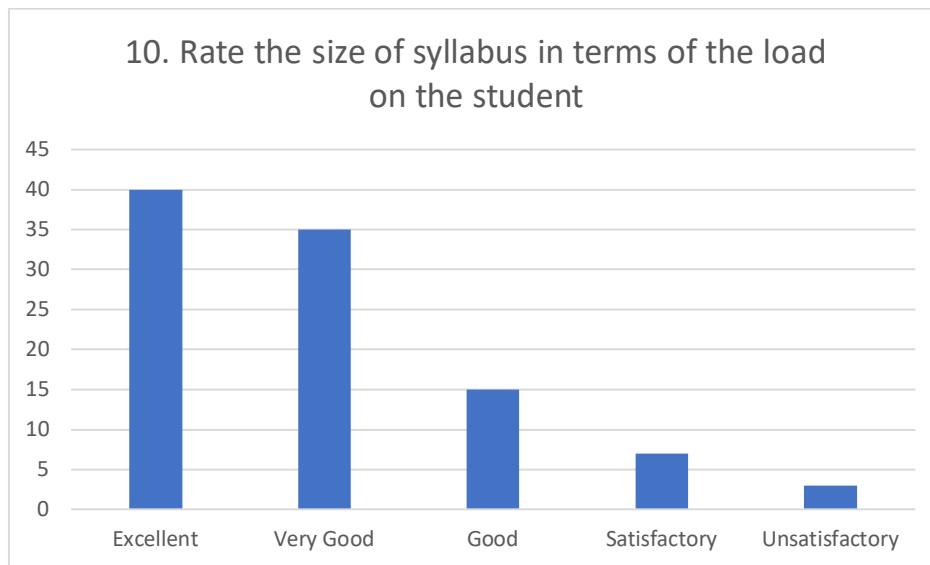
- 82% of students observed the curriculum has prospects for higher education/ employability and remarked it as excellent and 15% of students stated it is very good and 3% stated it is good. The survey results is the curriculum have prospects for higher education or employment.



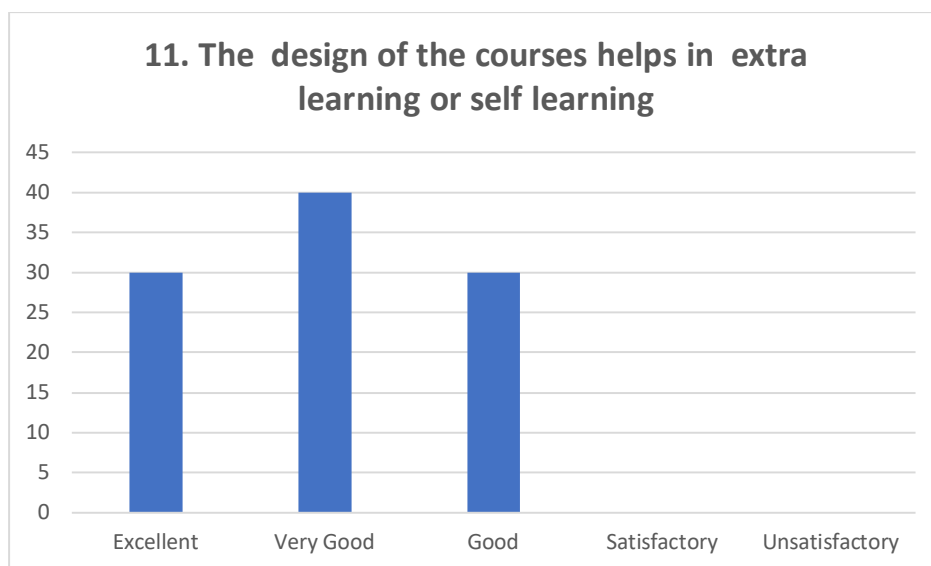
- 61% of students stated the curriculum gives scope for internship, training, research and marked as excellent and 29% of students stated it is very good and 10% stated it is good. The survey result is that the curriculum gives scope for internship, training, research.



- 40% of students opined the size of the syllabus in terms of the load on the students are huge and they marked as excellent and 35% of students stated it is very good and 15% stated it is good. The survey results in rate the size of the syllabus in terms of the load on the students are huge.



- 30% of students marked excellent for the design of the course helps in extra learning or self learning and 40% of students stated it is very good and 30% stated it is good.



- 35% of students rated excellent for the objectives stated for each course is and 35% of students stated it is very good and 30% stated it is good. The survey results in the objectives stated for each course are average.

